



## Yubikey MFA - End User Instructions

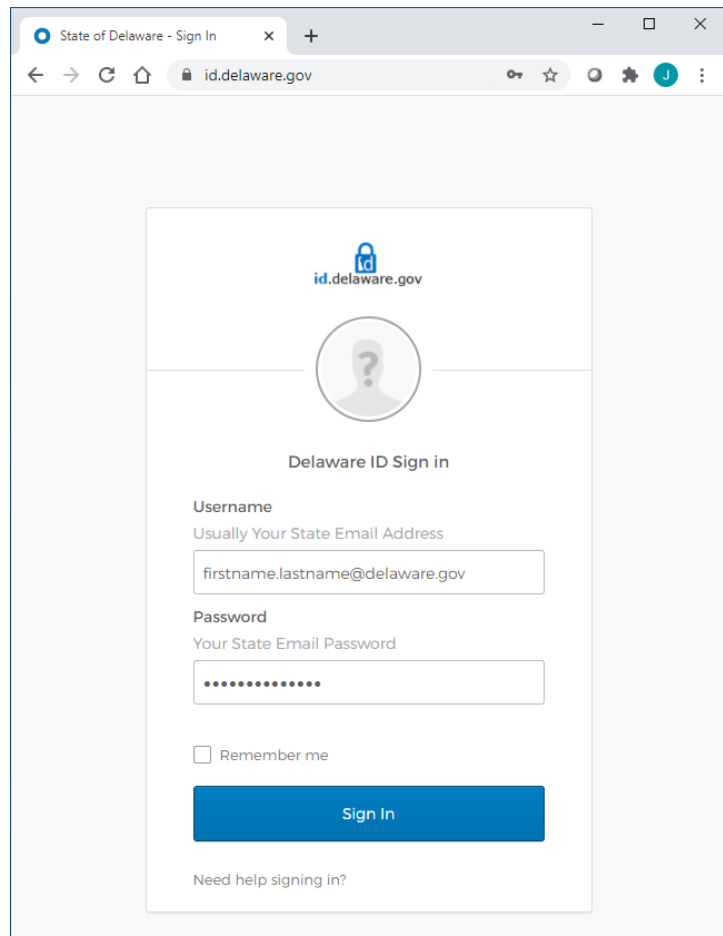
### Registering for Your Delaware ID to Use a Yubikey for MultiFactor Authentication (MFA)



#### Initial Yubikey Setup

(NOTE: to add a Yubikey to an existing Delaware ID, go to page 4)

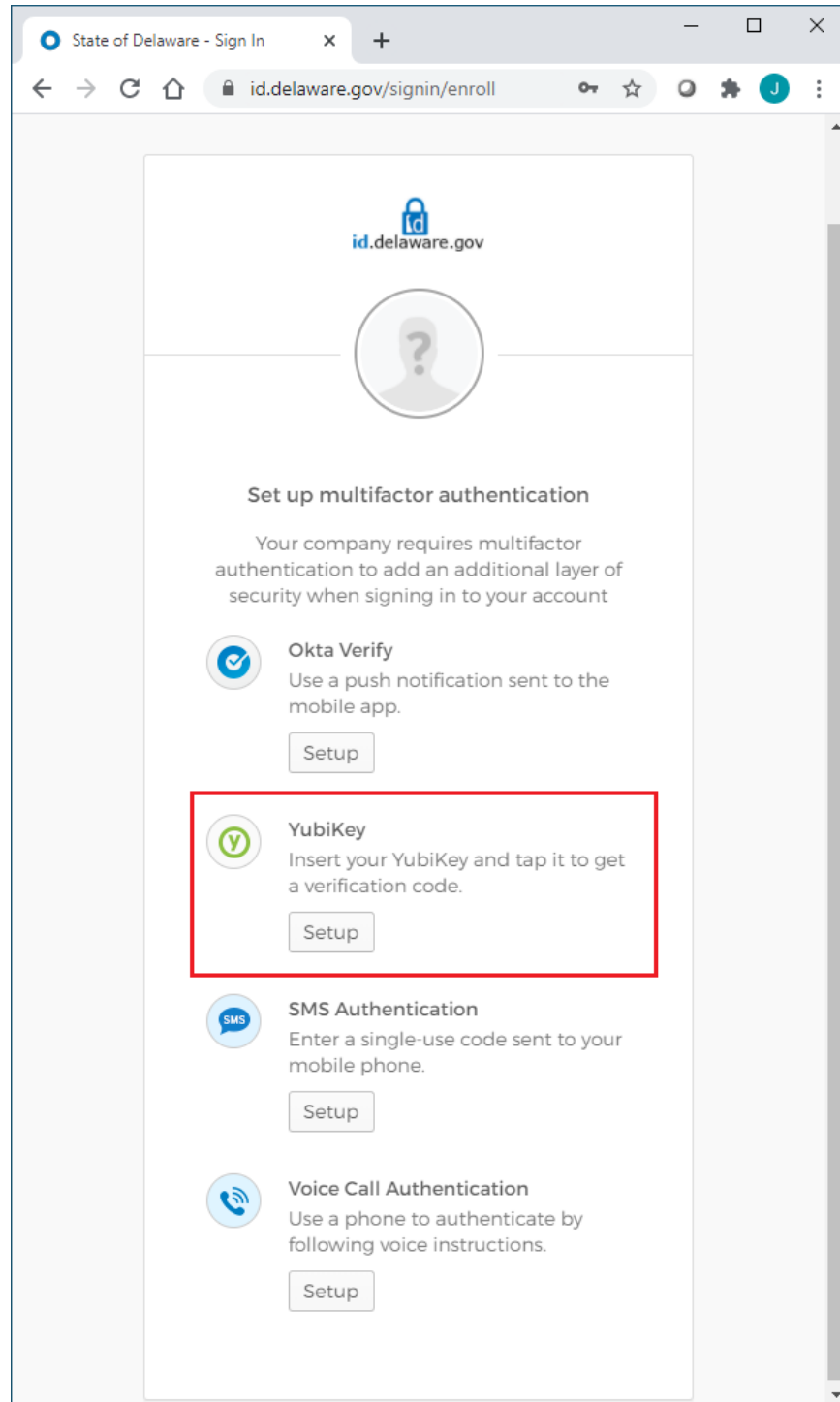
Sign into Delaware ID at <https://id.delaware.gov>





## Yubikey MFA - End User Instructions

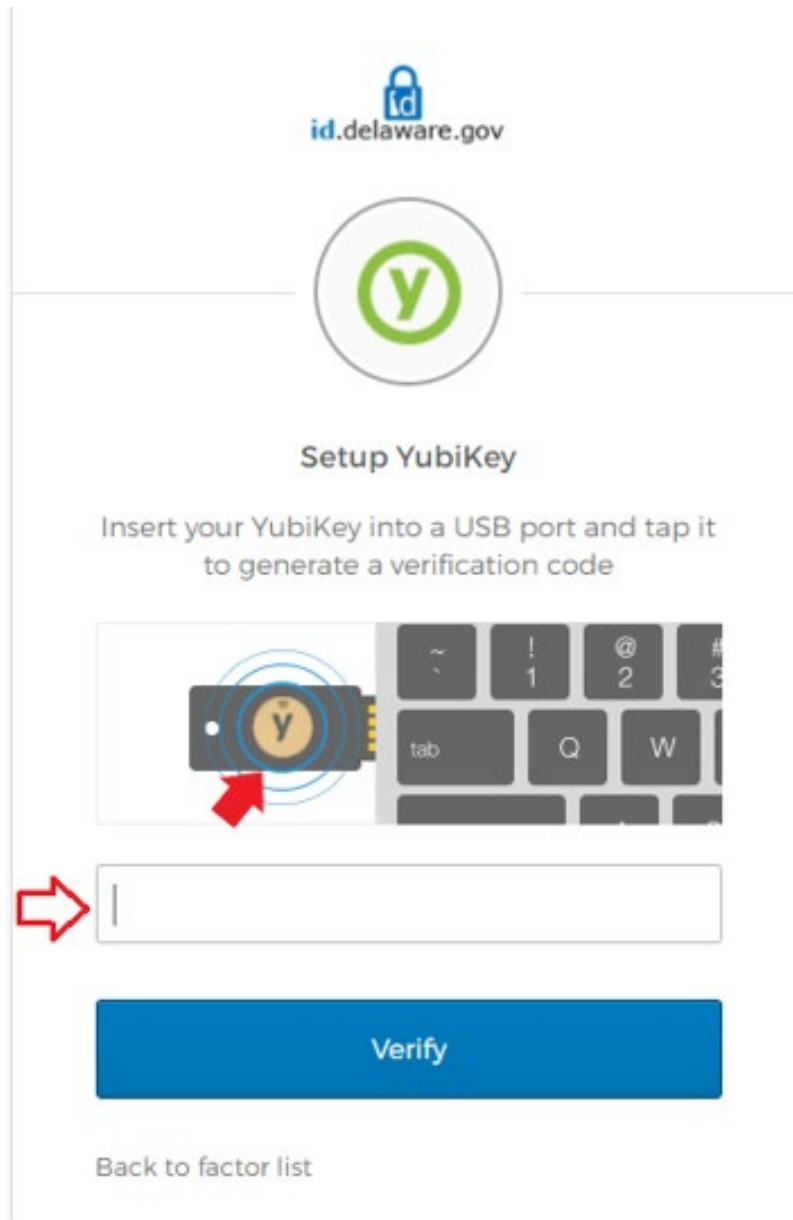
If this is your first sign-in you will be prompted to register for MFA. Under Yubikey, click the Setup button:





## Yubikey MFA - End User Instructions

Insert the Yubikey into your computer's USB port (USB port location varies: laptop example displayed on the screen—desktop computer USB ports may be on monitor, on front or rear of CPU). As shown below, click into the empty verification field and then tap the circular "y" logo on the Yubikey:

A screenshot of the 'Setup YubiKey' screen on the id.delaware.gov website. At the top is the id.delaware.gov logo. Below it is a large green circular icon with a white 'y' inside. The title 'Setup YubiKey' is centered. Below the title is the instruction: 'Insert your YubiKey into a USB port and tap it to generate a verification code'. An illustration shows a YubiKey being held over a keyboard, with a red arrow pointing to the circular 'y' logo on the device. Below the illustration is an empty text input field with a red arrow pointing to it. At the bottom is a blue 'Verify' button and a link that says 'Back to factor list'.



## Yubikey MFA - End User Instructions

You should now be signed in:

The screenshot shows a web browser window with the following elements:

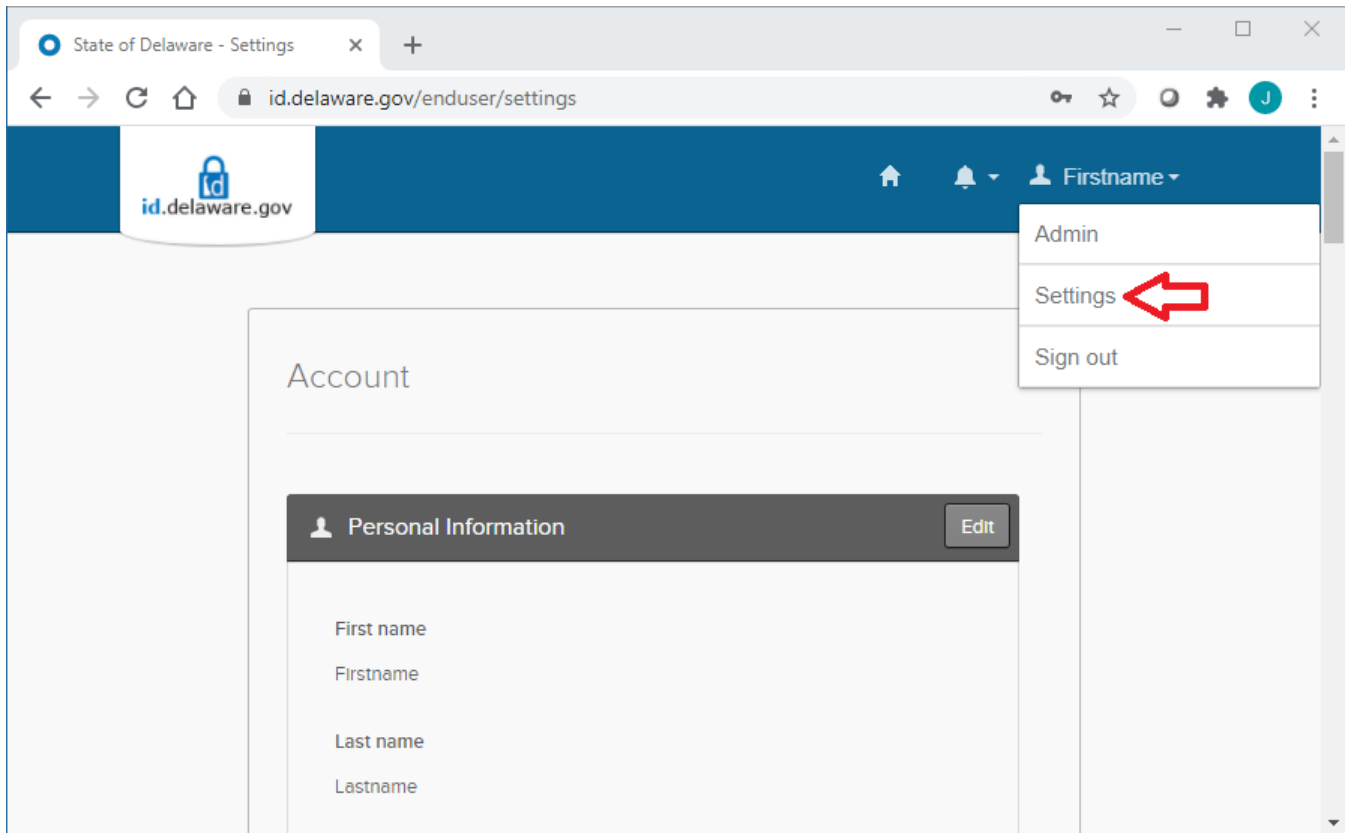
- Browser Tab:** State of Delaware - My Applicatio
- Address Bar:** id.delaware.gov/app/UserHome
- Header:** id.delaware.gov logo, search bar, home icon, notification bell, and user profile labeled "Firstname".
- Main Content:** A "Work" section with a "+" button and a card for "Delaware.gov" featuring the state logo and the text "Delaware.gov".
- Footer:** "Last sign in: a few seconds ago", "Help: Project\_ID@delaware.gov", "Get the Mobile App" button, and "© 2020 Okta, Inc. | Privacy".



## Yubikey MFA - End User Instructions

### Adding a Yubikey as an MFA Option to Your Delaware ID

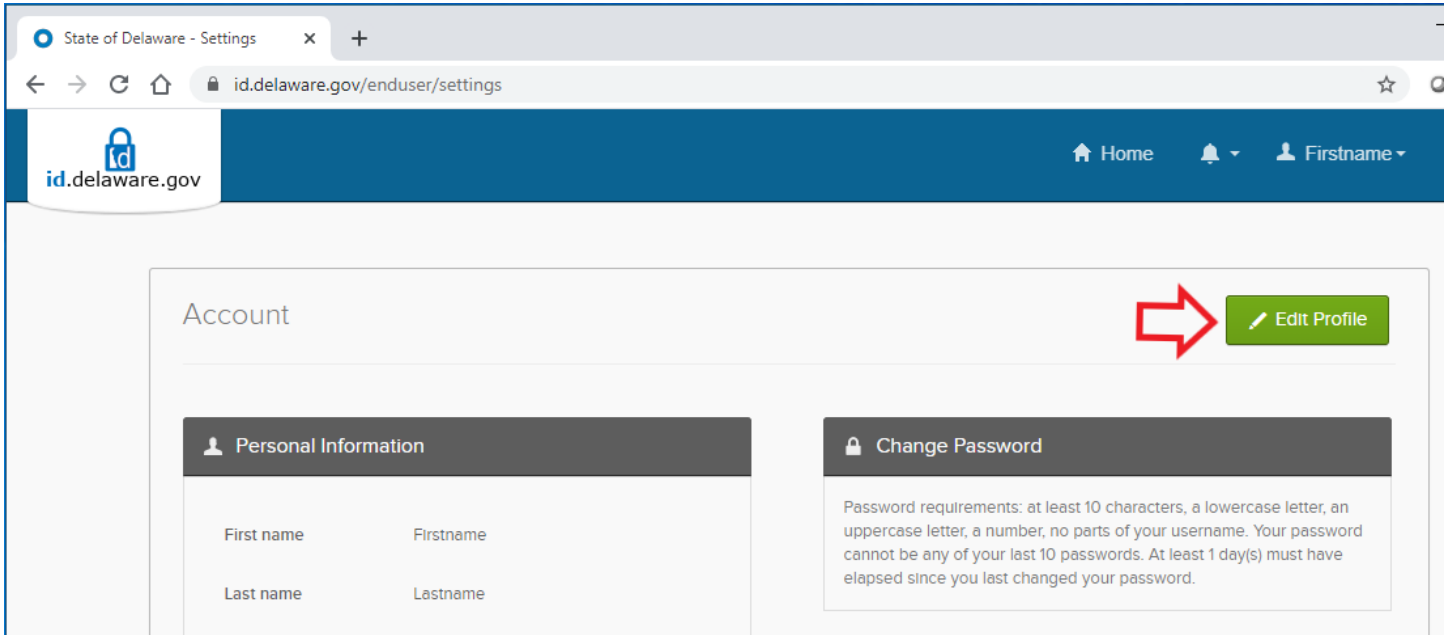
If you already have an MFA option configured and need to add a Yubikey to your account, first sign into your Delaware ID at <https://id.delaware.gov>. In the upper right corner, click your name and select Settings:



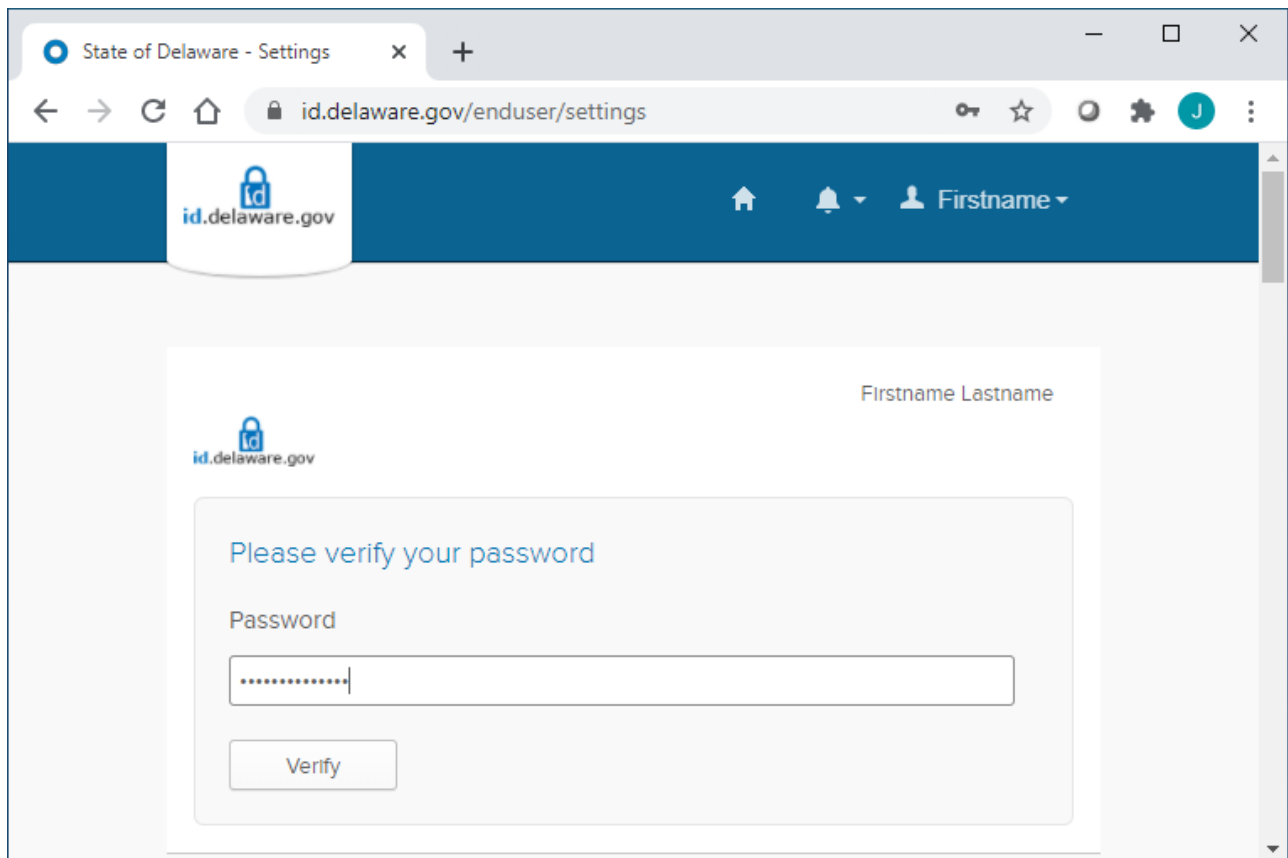


## Yubikey MFA - End User Instructions

Click Edit Profile if the button is visible:



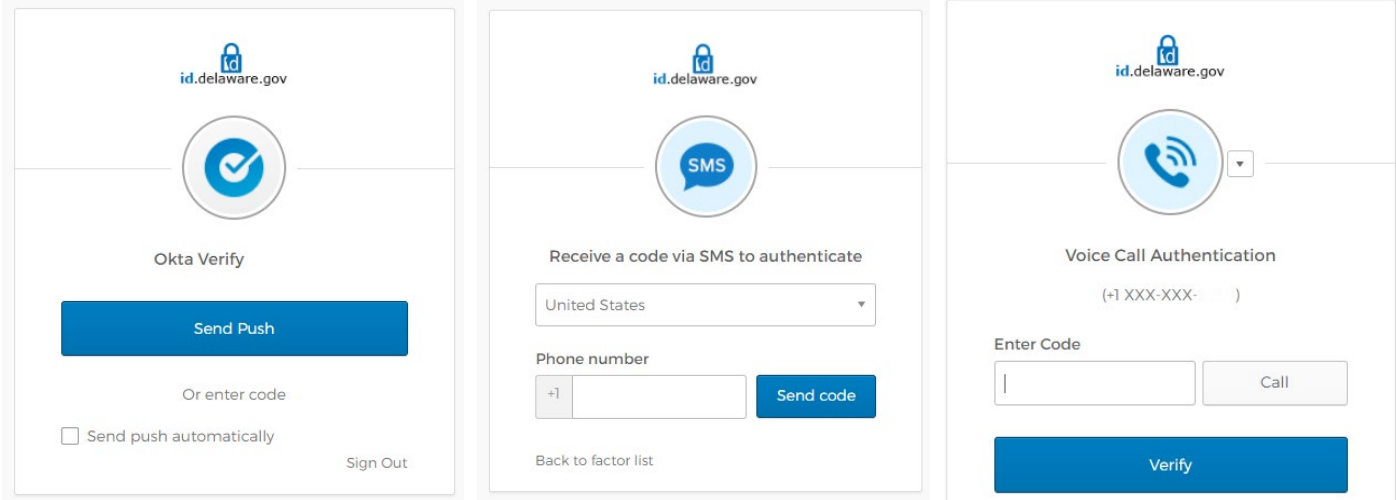
You will need to enter and verify your password:





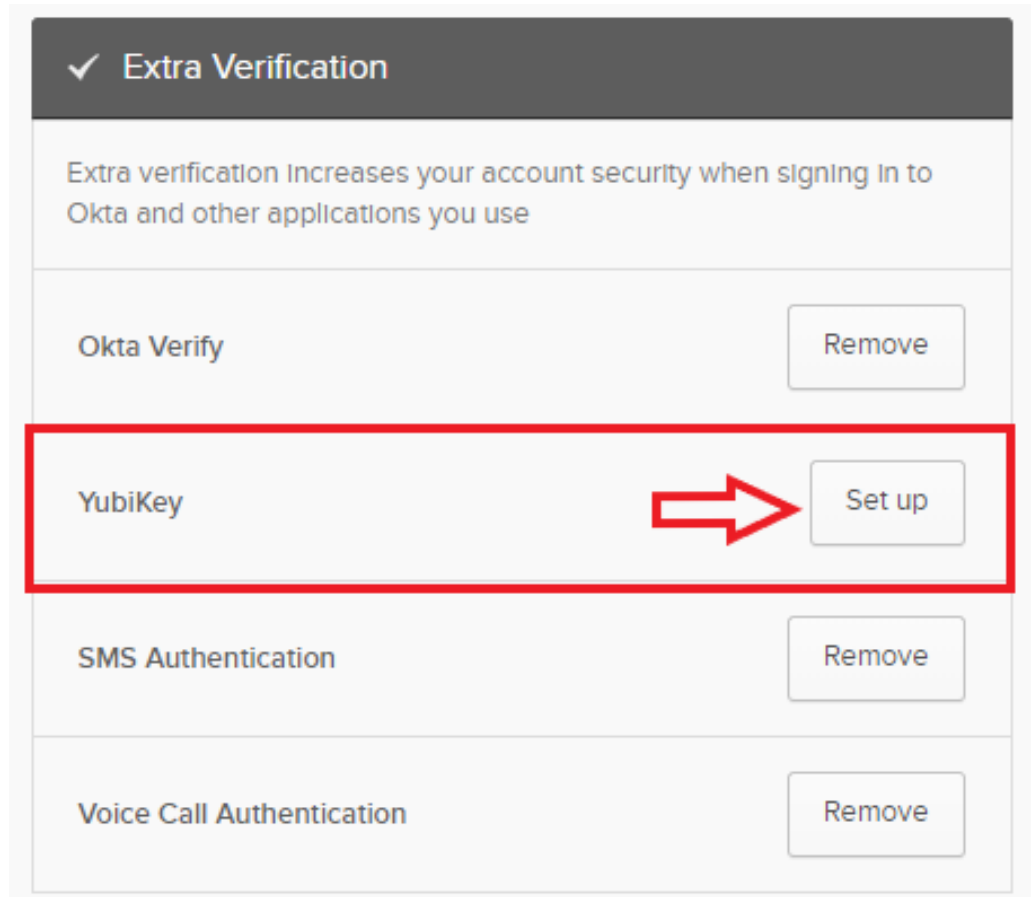
## Yubikey MFA - End User Instructions

You may also need to complete a prompt for one of your existing MFA options:



Scroll down to the Extra Verification section and click the "Set up" button next to Yubikey:

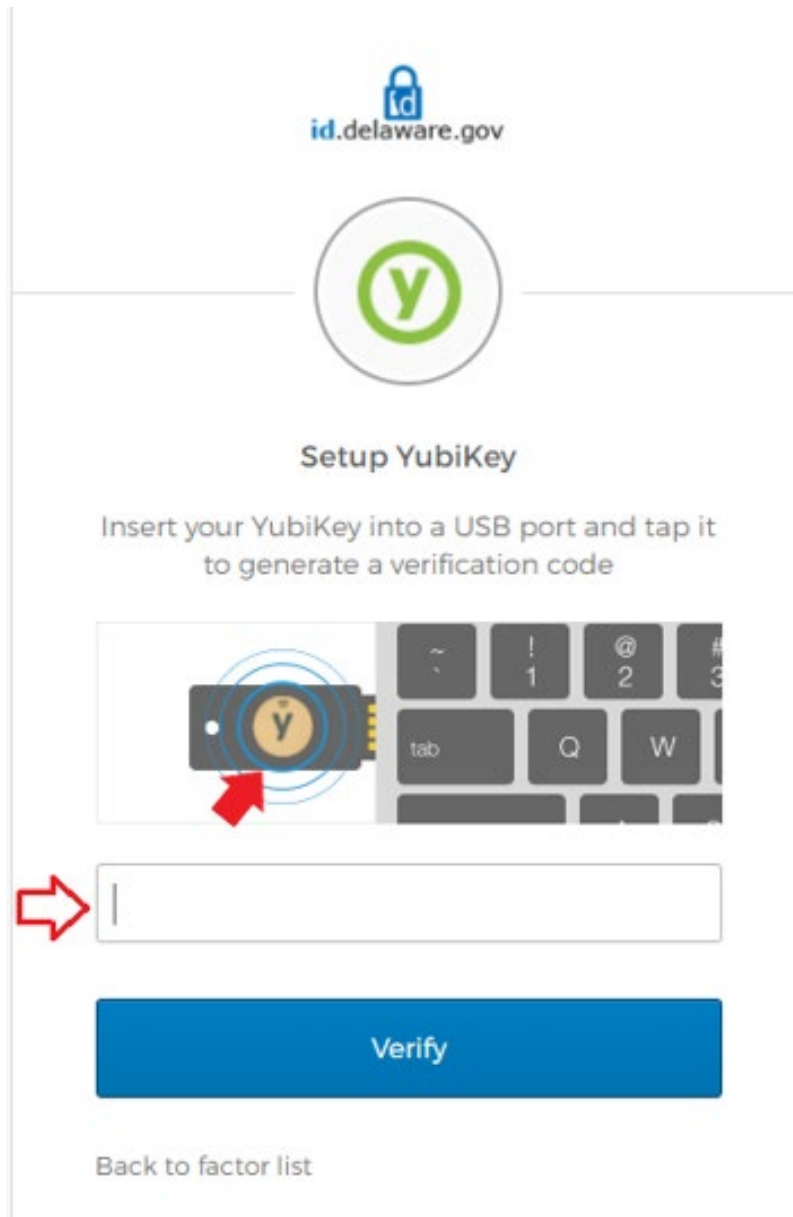
**Note: Never click the "Remove" button for Yubikey.** You will need to return the Yubikey to security for reprogramming if you remove the token from your account.





## Yubikey MFA - End User Instructions

Insert the Yubikey into your computer's USB port (USB port location varies: laptop example displayed on the screen—desktop computer USB ports may be on monitor, on front or rear of CPU). As shown below, click into the empty verification field and then tap the circular "y" logo on the Yubikey:

A screenshot of the 'Setup YubiKey' screen on the id.delaware.gov website. At the top is the id.delaware.gov logo. Below it is a large green circular icon with a white 'y' inside. The heading 'Setup YubiKey' is centered. Below the heading is the instruction: 'Insert your YubiKey into a USB port and tap it to generate a verification code'. An illustration shows a YubiKey being tapped on a keyboard. A red arrow points to the 'y' logo on the YubiKey. Below the illustration is an empty text input field with a red arrow pointing to it. At the bottom is a blue 'Verify' button and a link labeled 'Back to factor list'.





## Yubikey MFA - End User Instructions

You should now be signed in:

The screenshot shows a web browser window with the following elements:

- Browser Tab:** State of Delaware - My Application
- Address Bar:** id.delaware.gov/app/UserHome
- Header:** id.delaware.gov logo, search bar, home icon, notification bell, and user profile labeled "Firstname".
- Main Content:** A "Work" section with a "+" icon and a card for "Delaware.gov" with the state logo.
- Footer:** "Last sign in: a few seconds ago", "Help: Project\_ID@delaware.gov", and a "Get the Mobile App" button.
- Page Footnote:** © 2020 Okta, Inc. | Privacy